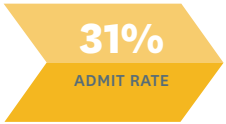
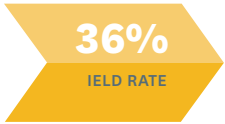


3594 APPLIED



1105 ADMITTED



396 MATRICULATED


STANDARDIZED TESTS



RACE/ETHNICITY*



RACE/ETHNICITY OF FT*



COURSE SIZES AND MAJORS DECLARED*

COURSES AT BRYN MAWR

8:1

STUDENT:FACULTY RATIO

14

MEDIAN CLASS SIZE

TOP 5 MAJORS DECLARED



MAJORS BY DIVISION



*Majors Declared do not include Bachelor of Music, undeclared, or undeclared/undesignated.

RETENTION AND GRADUATION RATES

1-YEAR RETENTION RATE



6-YEAR GRADUATION RATE



GRADUATION: CLASS OF 2022 (AUGUST AND DECEMBER 2021 AND MAY 2022 GRADUATES)

364

MAJORS COMPLETED



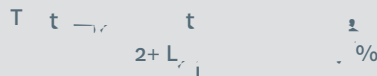
TOP 3 DEGREE FIELDS



DEGREES BY DIVISION



GRADUATES



PARTICIPATION BY GRADUATES



*Due to a decrease in enrollment for the academic year, a significant number of graduates have completed their degree in the field of Education.
**Bachelor's degree conferred by the University of Pennsylvania in the Spring semester of the Senior Year.

ONE YEAR OUT ALUMNAE/I OUTCOMES: CLASS OF 2021

RESPONSE RATE



POST-GRADUATION OUTCOMES

96%

STUDENTS WITH A POSITIVE CAREER OUTCOME ONE YEAR AFTER GRADUATING.

